

BUILDING INSPECTIONS DASHBOARD

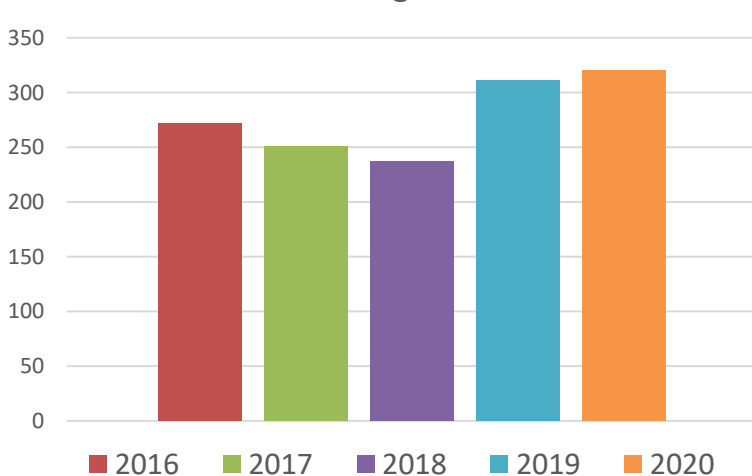
AUGUST 2021

BUILDING PERMITS	2021 YTD		2020	
	# of Permits	Value	# of Permits	Value
RESIDENTIAL				
SINGLE FAMILY	32	\$7,471,776	87	\$18,863,123
DUPLEX	21	\$5,595,000		
MULTI-FAMILY	4	\$2,797,384	10	\$22,183,782
ACCESSORY BLDGS	16	\$30,505	9	\$65,020
ADDITIONS/ALT'S	91	\$1,305,882	135	\$1,857,010
HEATING/VENT/A-C	1	\$5,700	1	\$6,000
ELECTRIC	28	\$229,137	18	\$97,690
PLUMBING	8	\$19,000	13	\$29,600
MISC	12	\$68,848	23	\$194,537
RAZE/MOVE				
COMMERCIAL				
NEW CONSTRUCTION	1	\$1,700,000		
ADDITIONS/ALTERATIONS	15	\$7,385,620	18	\$6,508,022
MISC (ELEC, PLBG, HTG)	2	\$25,000	6	\$344,500
RAZE/MOVE	6			
TOTAL:	237	\$26,633,852	320	\$50,149,284
BUILDING PERMIT FEE REVENUE	237	\$156,647	320	\$280,956

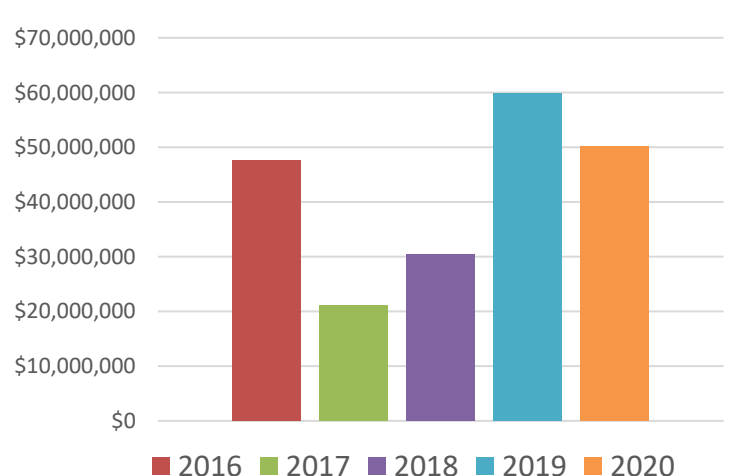
RESIDENTIAL VACANT LOTS

DATE	# OF VACANT LOTS
AUGUST 2021 (35 LOTS ADDED, STERLING PONDS 3 RD 5/2021)	99

Total # of Building Permits Issued



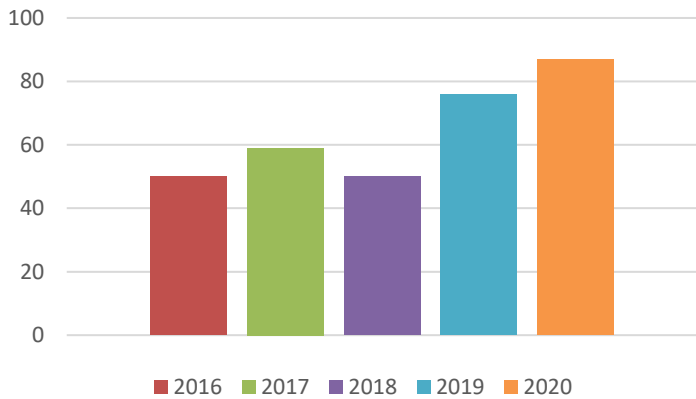
Total Construction Value



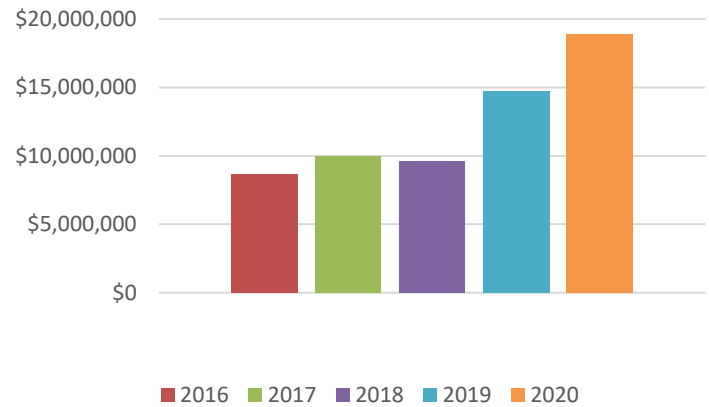
BUILDING INSPECTIONS DASHBOARD

RESIDENTIAL 5 YEAR HISTORY

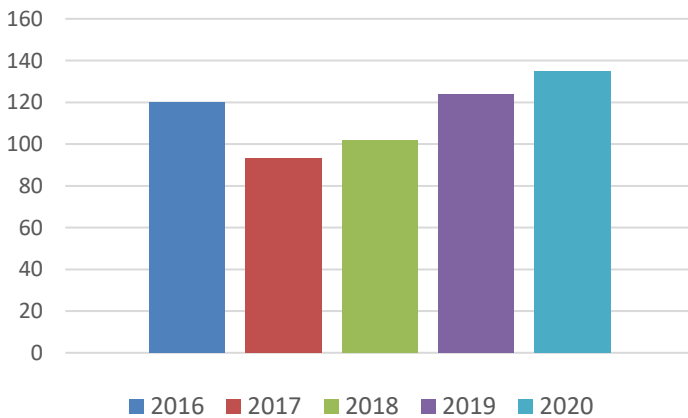
of Single Family New Construction Permits Issued



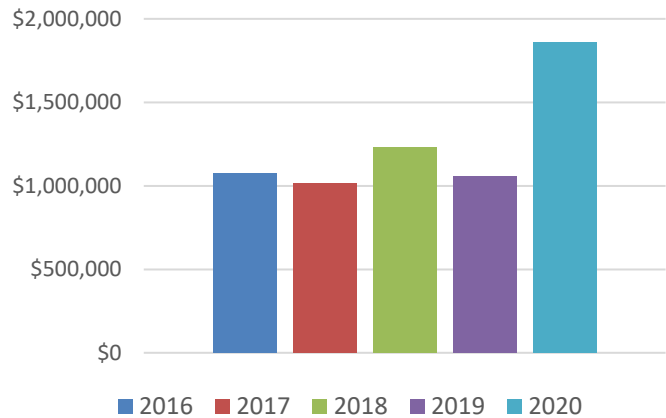
Single Family New Construction Value



of Residential Additions/Alterations Permits Issued



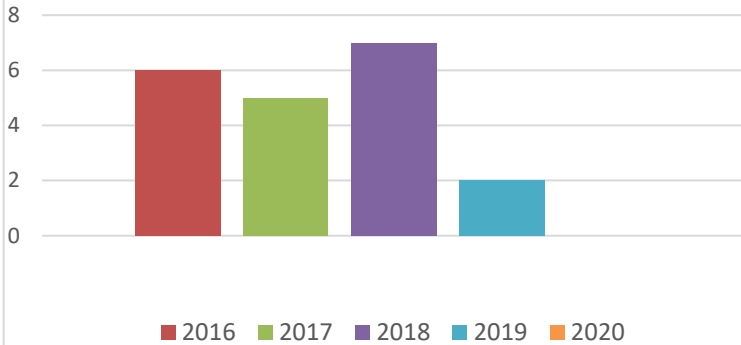
Residential Additions/Alterations Construction Cost



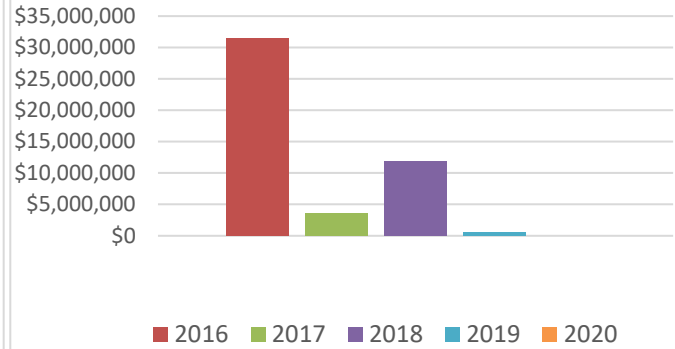
BUILDING INSPECTIONS DASHBOARD

COMMERCIAL 5 YEAR HISTORY

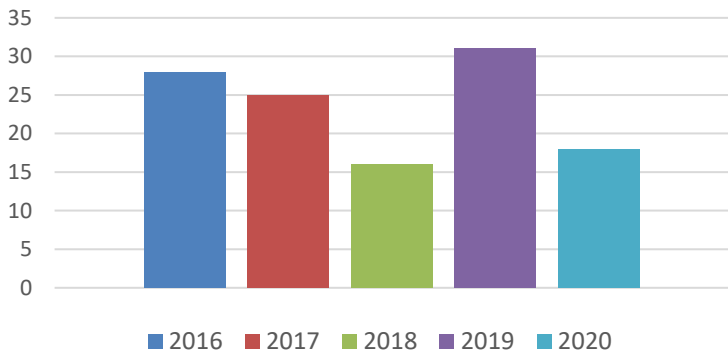
of Commercial/Industrial Permits Issued



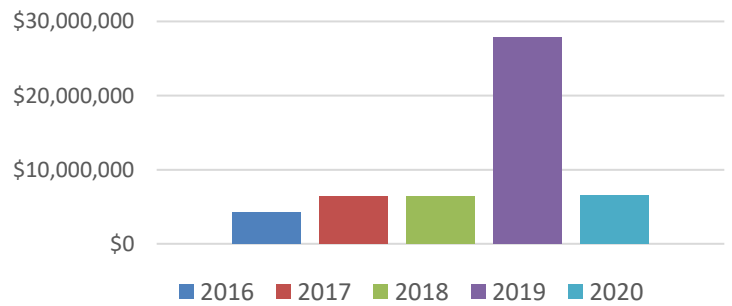
Commercial/Industrial Construction Value*



of Commercial/Industrial Additions/Alterations Permits



Commercial/Industrial - Additions/Alterations Construction Costs



*Tax Exempt properties included in New Construction totals above:

2016 - 1 permit Value \$3,751,200

2017 - 3 permits Value \$3,033,800

2018 - 1 permit Value \$1,639,000